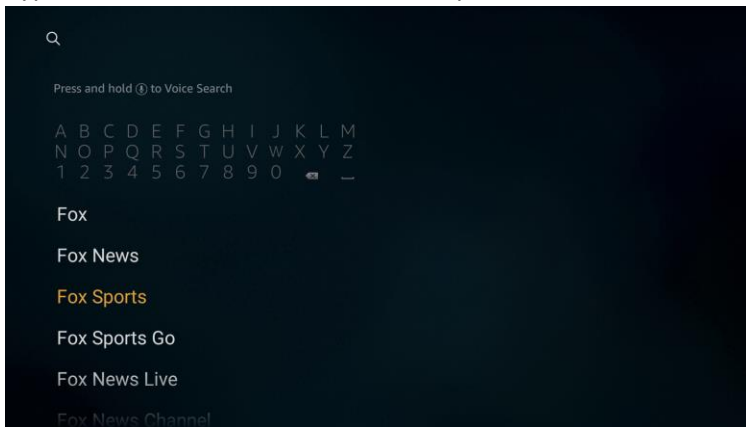


Fire Stick Installation Instructions for Fox Sports

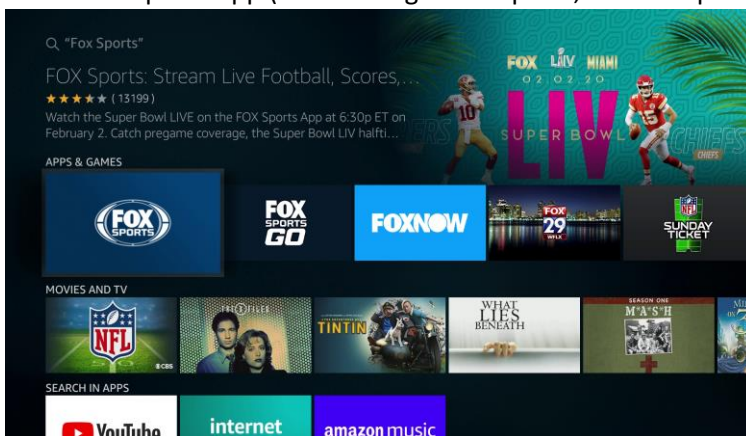
1. From Home Screen, go to Search on top-left and press Select



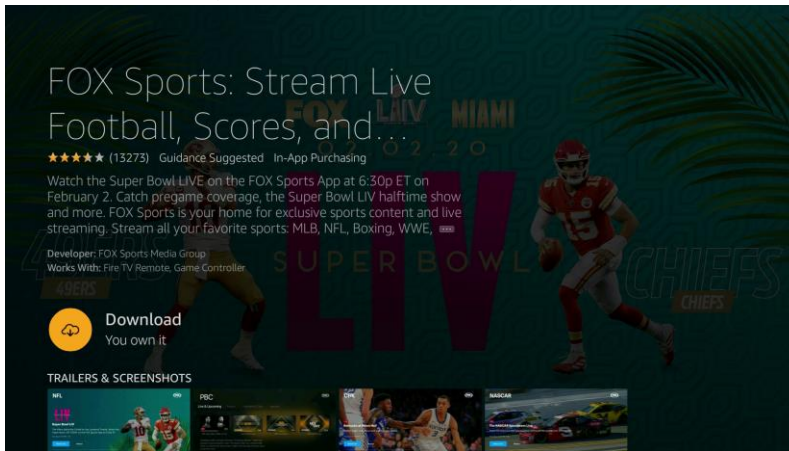
2. Type or use Voice Search to find Fox Sports



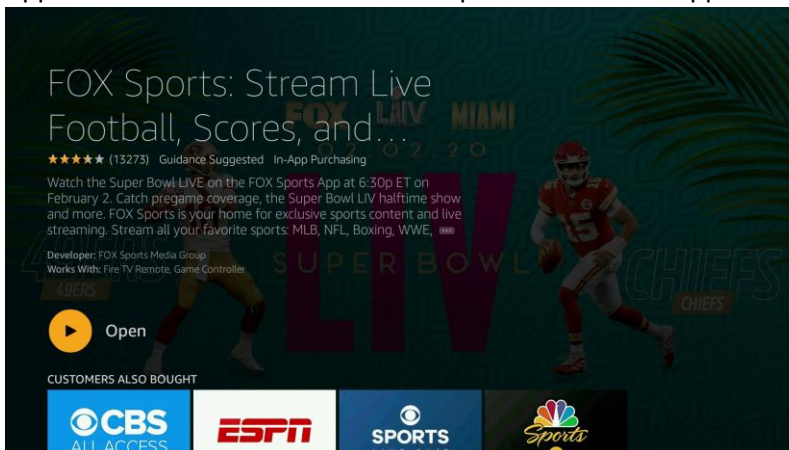
3. Select Fox Sports App (be sure to get Fox Sports, not Fox Sports Go)



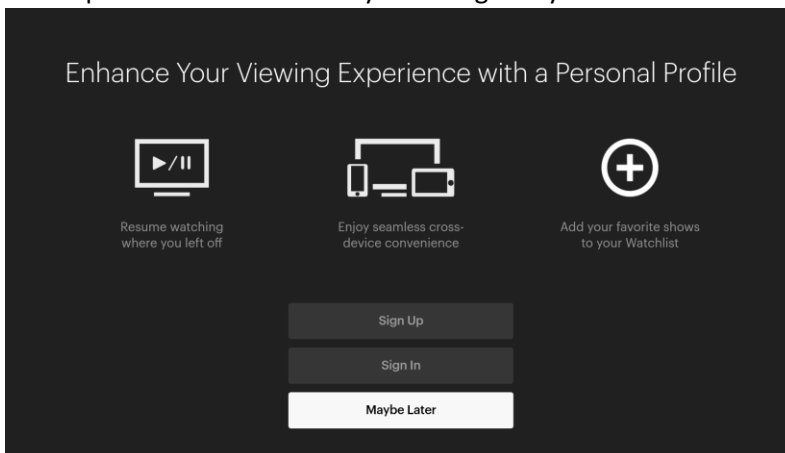
4. Select Download (or Download You own it)



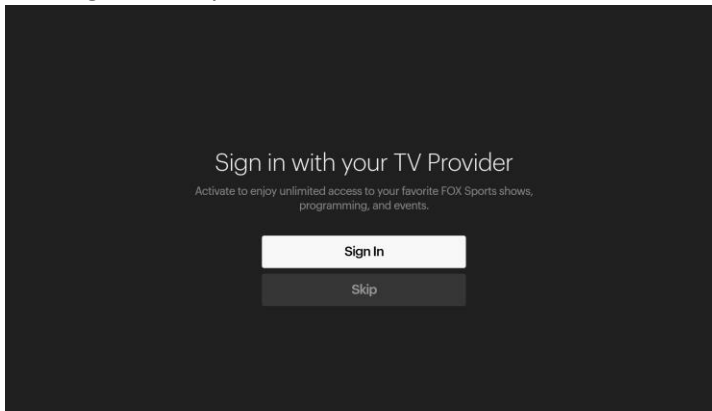
5. App will download and Install. Press Open to launch the app



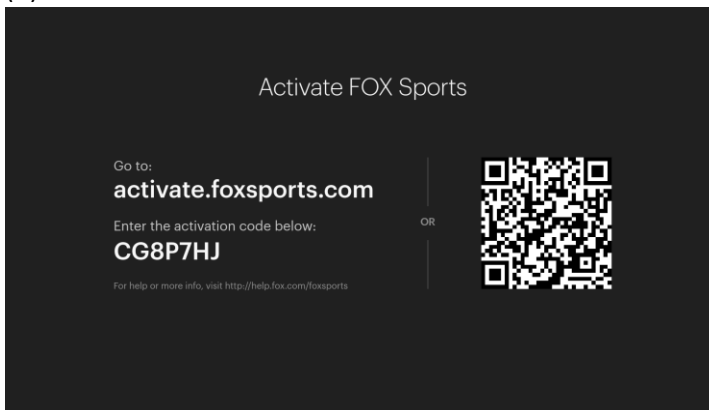
6. When asked to create a Personal Profile, you can do so but it is not necessary to use the service. If you choose to create a Personal Profile, you must still authenticate thru your TV Provider. You can skip the Personal Profile by selecting "Maybe Later"



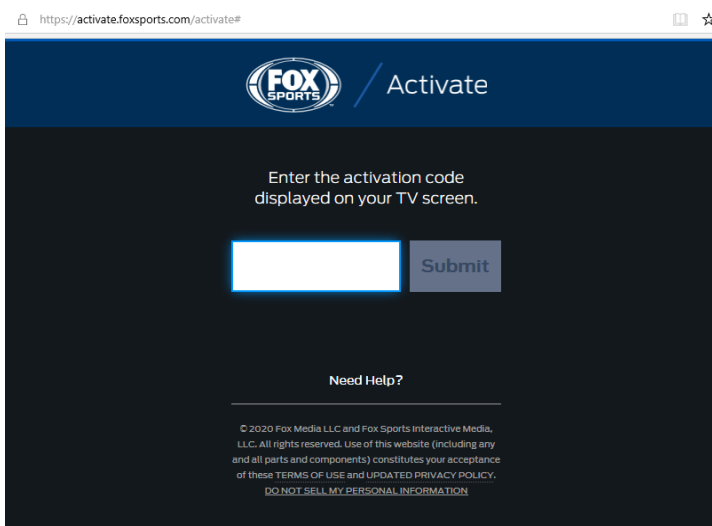
7. Now sign in with your TV Provider. You will need to select OptiLink as your TV Provider



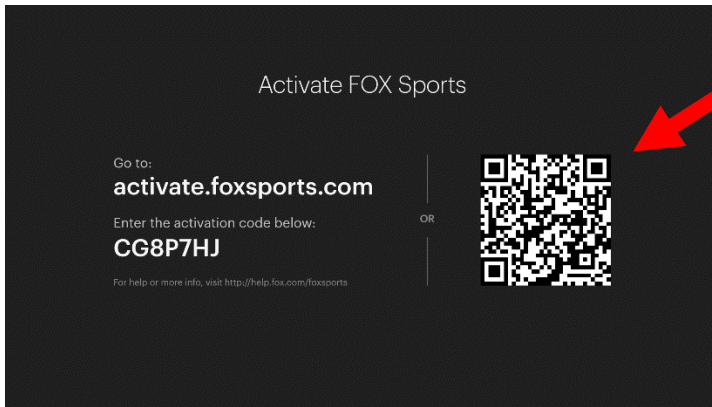
8. Screen now asks you to Activate FOX Sports. You can either go to the (A) listed website or use (B) QR Code




- A) To use the website, open a browser on a smartphone, tablet or PC and go to activate.foxsports.com. Enter your activation code (different from this example) on this screen



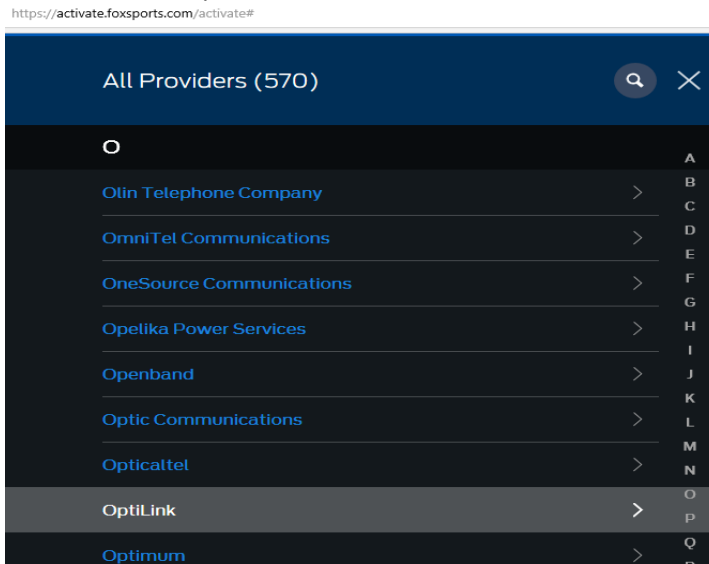
- B) To use the QR Code, scan this picture with your smartphone or tablet camera to launch the authentication process



9. Whether you use the website or the QR Code, you'll need to select your TV Provider (OptiLink) by clicking "View All Providers"



10. Scroll down to OptiLink and select it



11. You will get this page where you can login into your Watch TV Everywhere (WTVE) account. New users can register for an account here as well. To register, you will need your OptiLink account number and last name as it appears on your bill. You can also reset your password on this screen, if you already have a WTVE registered account.

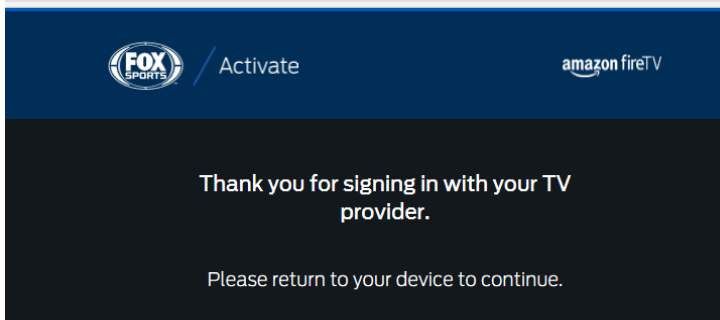
https://sso.watchteverywhere.com/production-idp/module.php/core/loginuserpass.php?AuthState=_53cc3692d45f



The image shows the OptiLink Dalton Utilities login page. At the top is the OptiLink logo with 'Dalton Utilities' underneath. Below the logo is the text 'Please Use Your watchTVeverywhere.com Account'. There are two input fields: 'Email:' and 'Password:'. Below the password field is a 'Login' button. There are two links: 'New Users Register Here' and 'Forgot Your Password'. At the bottom, there is a copyright notice: '©2020 OptiLink', followed by 'www.dutil.com | 706-529-1313 | Privacy Policy' and 'version 10.0p'.

12. Once authenticated thru WTVE, your phone, tablet or PC screen should display

<https://activate.foxsports.com/success?regCode=2S7XM79&requestorId=fbc-fox&appVersion=fire-tv&providerId=daltonu>



13. On your Fire Stick-connected TV, your screen will display “Thanks for Activating”. You are now ready to watch programming on the Fox Sports App.

