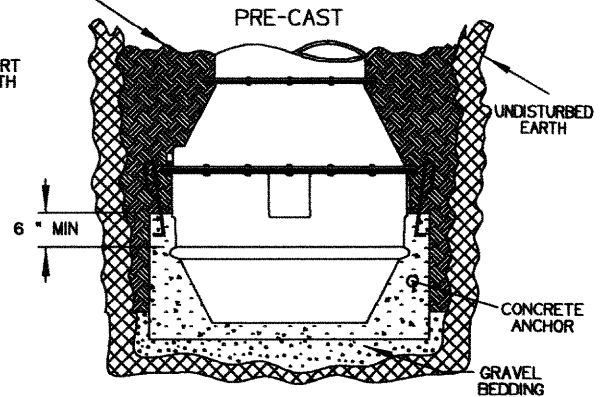


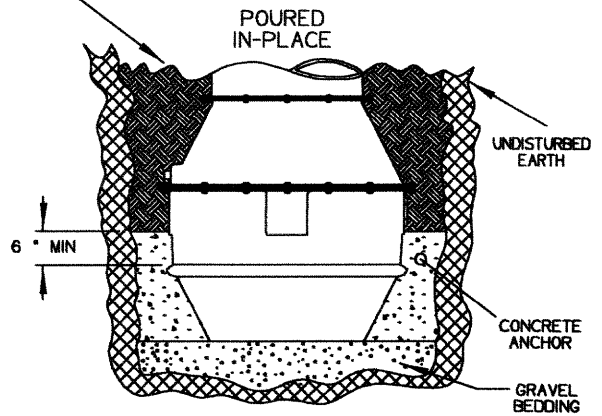
**SEE INSTALLATION INSTRUCTIONS FOR SPECIFIC DIAMETERS AND HEIGHTS REQUIRED FOR PROPER CONTAINMENT WHEN USING 2016 PRE-CAST BALLASTS

NOTE: A CONCRETE ANCHOR OF 14600 lbs (97.2 cu ft) IS REQUIRED ON ALL MODEL 2016 104* STATIONS.

FILL TO GRADE WITH CLEAN, COMPACTABLE BACKFILL, SUCH AS PEA GRAVEL OR CRUSHED STONE, 1/8" - 3/4" IN SIZE. CLAY AND SILTS ARE NOT ACCEPTABLE BACKFILL

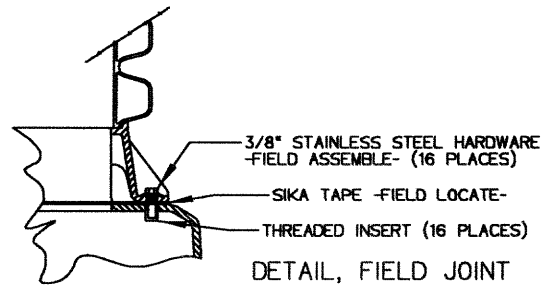


FILL TO GRADE WITH CLEAN, COMPACTABLE BACKFILL, SUCH AS PEA GRAVEL OR CRUSHED STONE, 1/8" - 3/4" IN SIZE. CLAY AND SILTS ARE NOT ACCEPTABLE BACKFILL



DISCHARGE: 1-1/4" FEMALE PIPE THREAD

INLET: EPDM GROMMET FOR 4" DWV PIPE (STANDARD)



2016-104

MODEL 2016-104

PA 0905 P02

H:\Dalton Utilities\Sewer\Details\S58.dwg, A SIZE, 1/20/2006 2:45:06 PM



DALTON UTILITIES
ENGINEERING SERVICES
DALTON, GEORGIA 30721
1200 V D PARROTT JR PKWY (706) 278-1313

REVISED: .
REVISED: .
REVISED: .
REVISED: 01/20/2006

FIGURE NO.:

S58